



# Telemedicine Overview

## What is Telemedicine?

Telemedicine (also known as “telehealth” or “virtual health”) is a way to deliver health care through a smart phone or regular phone. Patients have the option to stay at home and receive health services.

## What Do I Need for Telemedicine?

All you need is stable internet and a device with both video and audio capabilities to connect, like a laptop or smart phone.

## Is Telemedicine Safe and Reliable?

Many health care providers are now using Telemedicine to see their patients. Telemedicine keeps your protected health information safe, just like an in-person visit.

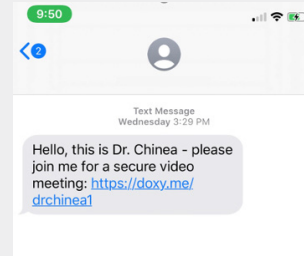
## Instructions for Patients:

1. **Have your phone/computer with camera and internet READY!**
2. You will get a text (smartphone) or email (computer) from your Provider at the time of your visit
3. Click the link in the text (or email)
4. Type in your name
5. You are now in the waiting room
6. When the Provider is ready, they appear **“Online.”**  
The visit will begin shortly
7. If the Provider is running more than 20 minutes late:
  - Someone will call to notify you
  - Your Provider may also Chat with you in Doxy to let you know

- \* Available in Spanish and other languages
- \* Patient’s friends & family can join
- \* If camera is not enabled on your phone, go to:  
**iPhone Settings – Safari – Camera – Allow**  
**Android Settings – Apps – Camera – Permissions – Camera –Click on Allow Settings – Camera – Permissions – Microphone – Click on Allow**

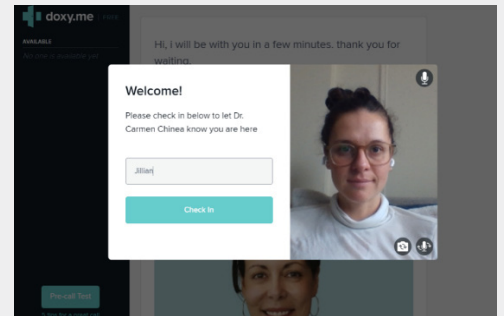


1



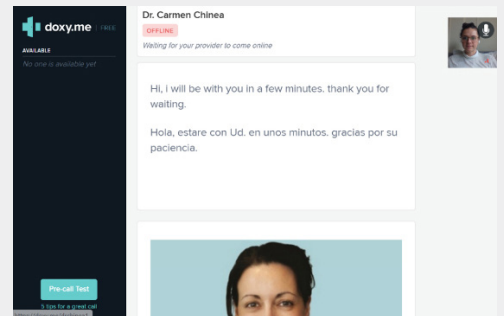
2

3



4

5



6

